

BRANDING GUIDELINES

CYBER ESSENTIALS BRAND BADGE

The badges will be used as the primary identifier for the Cyber Essentials scheme. Consistent application of this brand identity will strengthen the scheme identity.

The Cyber Essentials Badge can only be used by organisations that have passed the relevant assessment.

The badge will be issued to successful companies by their Certification Body. It will be the responsibility of the Certification Body to ensure that the Badge is used in accordance with the certification and these guidelines.

Badges

There are two levels of Badge, Cyber Essentials and Cyber Essentials PLUS. Cyber Essentials will be awarded to organisations gaining tier 1 certification and PLUS to those attaining tier 2.

Validity of the Badge

The Badge is only valid if it is displayed in accordance with these guidelines

Use of the Badge

The Badge can be used by authorised organisations on:

- Websites
- Promotional Material
- Letter Heads
- Email Signatures

in line with the guidance contained in this Appendix

Use on Websites and Email Signatures

When the badge is used on websites or email signatures it should be protected against unauthorised copying

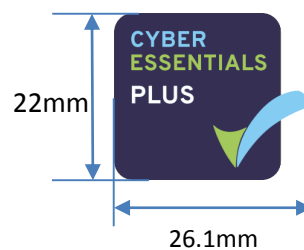
Minimum Clear Space Requirements

The minimum clear space surrounding the badge should be equal to two letter 'C' in Cyber Essentials. This will ensure that the badge is easily identified.



Minimum Reproduction Size

The minimum reproduction size of the badge is 26.1 mm in length by 22mm high



Background

The Cyber Essentials colour Badge should always be displayed on a plain white background

Black and White Version

There is a black and white version of the badge. The rules above also apply to this version



Colour Palette

Colour



Navy



R: 36 G: 33 B: 81
C: 98 M: 97 Y: 37 K: 34
Hex: #242151

Green



R: 153 G: 204 B: 102
C: 44 M: 0 Y: 79 K: 0
Hex: #99CC66

Blue



R: 113 G: 200 B: 241
C: 50 M: 3 Y: 0 K: 0
Hex: #71C8F1

White



R: 255 G: 255 B: 255
C: 0 M: 0 Y: 0 K: 0
Hex: #FFFFFF

Black and White



Black



R: 36 G: 33 B: 81
C: 0 M: 0 Y: 0 K: 100
Hex: #231F20

Dark Grey



R: 109 G: 110 B: 113
C: 0 M: 0 Y: 0 K: 70
Hex: #6D6E71

Mid Grey



R: 147 G: 149 B: 152
C: 0 M: 3 Y: 0 K: 50
Hex: #939598

Light Grey



R: 199 G: 200 B: 202
C: 0 M: 3 Y: 0 K: 25
Hex: #C7C8CA

White



R: 255 G: 255 B: 255
C: 0 M: 0 Y: 0 K: 0
Hex: #FFFFFF

Background

The badge should only be displayed on a white background. Where there is a requirement to include the badge on a coloured graphic a white background should be included immediately behind the badge as follows:

Colour



Black and White



What Not To Do

Do not use only parts of the Logo



Or



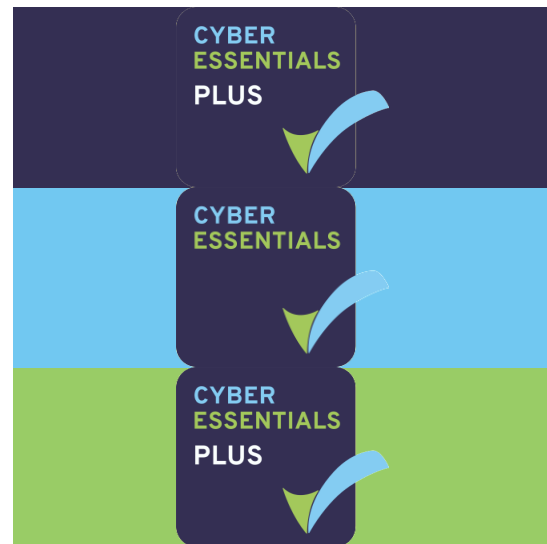
Do not add any text




Do not stretch or distort



Do not use coloured backgrounds containing colours in the logo



Do not use textured backgrounds



Text and Fonts

Text Treatment of Cyber Essentials

When referring to Cyber Essentials the 'C' in Cyber and 'E' in Essentials should always be capitalised.

Fonts and Text

Any text associated with the logo should be True Type Font Overpass or Overpass Bold. This font is available on request from cybersecurity@bis.gsi.gov.uk